



Quick Tech Guide

Running your equipment into the mixer?

Inputs are on **wall** or in **front of stage**



XLR

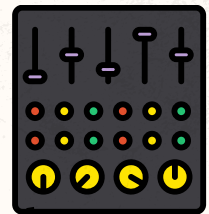


1/4"




Ask for (an) XLR(s)

Ask for a DI Box



XLR

TS



XLR

Using our Yamaha mixers

Channel Levels. Move the **channel faders** up or down as desired.

Monitor Levels. If you want to make audio adjustments to a **specific speaker**, select the appropriate aux on the right side of console:



A blinking **blue** Aux indicates you are **affecting one speaker**. To affect **all speakers** equally **press the aux again**.

Still have questions?

Press the button on the wall




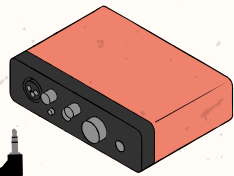
*Letters or numbers next to inputs correspond to mixer channel with the same name




Quick Tech Guide

Using In-Ears & Ipad

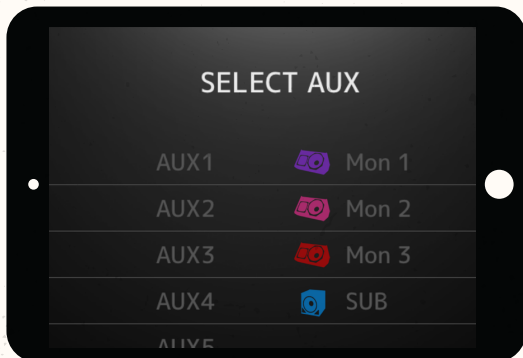
1 Plug **headphones** into **IEM amp**



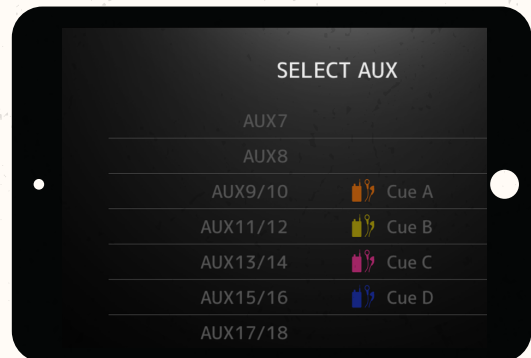
2 **Disconnect** the current pairing by tapping '**Online**' and then confirming '**Yes**'



3 Select the **mix** you want to **control**



OR



4 Adjust levels

